















# XXVI. Grácia Kupa

1188 Kisfaludy út 33/C Budapest

EVENT ID:17351

## Senior A All Around

Rank	Country	Name / Club	Year																	Score				
				D	E	A	P	D	E	A	P	D	E	A	P	D	E	A	P					
1.		RONDELLI Alessandra SGM Forza e Coraggio	2005	-				29.9 (2)				28.35 (1)				-				58.25				
								13.9	8.3	7.7	0	13	7.95	7.4	0									
2.		PISCOPIELLO Asia Karol GINNASTICA RHO CORNAREDO 1979	2005	-				30.25 (1)				26.45 (5)				-				56.7				
								14.3	8.45	7.5	0	11.6	7.35	7.5	0									
3.		MAMMADOVA Alina Ocaq Sports Club	2007	-				28.25 (3)				27.25 (3)				-				55.5				
								13.1	7.95	7.2	0	12.3	7.7	7.25	0									
4.		ROVERE Giorgia SGM Forza e Coraggio	2004	26.45 (3)				-				27.6 (2)				-				54.05				
				11.1	7.9	7.45	0					12	8.1	7.5	0									
5.		BERNAT Szofia Gimnastika UAE	2006	-				26.3 (4)				-				26.35 (1)				52.65				
								11.2	7.05	8.05	0					11.3	7.35	8	0.3					
6.		DAMIROVA Madina AGF	2007	27 (1)				-				-				25.5 (2)				52.5				
				11.7	7.75	7.55	0									10.7	7.5	7.3	0					
7.		DIMOVA Daria Levski	2007	-				24.9 (5)				26.45 (6)				-				51.35				
								10	7.6	7.3	0	11.8	7.6	7.05	0									
8.		TOTEVA Yuliana Levski	2007	-				-				26.45 (4)				24.5 (3)				50.95				
												12.5	6.95	7.3	0.3	10.7	6.8	7	0					
9.		ESPOSITO Chiara SGM Forza e Coraggio	2007	26.65 (2)				-				24.15 (10)				-				50.8				
				10.4	8.35	7.9	0					9.1	7.7	7.35	0									
10.		BÁTOR Kinga Óbuda-Kalász RG TC	2007	25.75 (5)				-				23.95 (11)				-				49.7				
				11	7.55	7.5	0.3					10.3	6.75	7.5	0.6									
11.		PATERNO' Giada SGM Forza e Coraggio	2007	26.05 (4)				-				23.35 (12)				-				49.4				
				10.4	8.25	7.4	0					8.6	7.5	7.25	0									
12.		NIKOLAEVA Viktoria Levski	2007	-				23.55 (6)				25.55 (7)				-				49.1				
								9.6	6.75	7.2	0	11	7.5	7.05	0									
13.		ROBINSON Elisa Bath RG UK	2004	24.6 (7)				-				-				24.4 (4)				49				
				9.8	7.5	7.3	0									9.5	7.6	7.3	0					
14.		NOSACHENKO Victoria GSR	2007	23.7 (8)				-				25.05 (8)				-				48.75				
				9.3	7.25	7.15	0					10.6	7.5	6.95	0									
15.		OTTOLINI Giulia SGM Forza e Coraggio	2005	-				-				24.2 (9)				24.4 (5)				48.6				
												9.4	7.75	7.05	0	9.6	7.75	7.05	0					
16.		METENEWYCZ Pia Leonie TSG Söflingen	2006	24.75 (6)				-				-				23.35 (6)				48.1				
				10.1	7.2	7.45	0									8.5	7.25	7.6	0					
17.		RADOIKOVA Daria Levski	2007	-				-				22.3 (13)				22.65 (7)				44.95				
												8.2	7.15	6.95	0	8.1	7.55	7	0					

## 2016 and younger A All Around























Rank	Country	Name / Club	Year					Score
				D	E	A	P	

1.		GULIYEVA Nilay AGF	2016	<b>17.9</b> (1)				17.9
				2.45	7.55	7.9	0	
2.		ČIŽOVA Adela SK SOG Nitra	2016	<b>17.25</b> (2)				17.25
				2.25	7.35	7.65	0	
3.		ČAJDOVA Ema SK SOG Nitra	2016	<b>16.7</b> (3)				16.7
				2.05	7.1	7.55	0	
4.		FRANCUZOVA Zara SK SOG Nitra	2016	<b>16.6</b> (4)				16.6
				1.85	7.25	7.5	0	
5.		BEŇOVA Jasmina SK SOG Nitra	2016	<b>16.5</b> (5)				16.5
				1.55	7.6	7.35	0	
6.		BOBROVA Elizaveta RUS RG Sport	2016	<b>16.15</b> (6)				16.15
				1.9	6.75	7.5	0	

## 2015 A All Around

Rank	Country	Name / Club	Year													Score
				D	E	A	P	D	E	A	P	D	E	A	P	
1.		LAKATOS Mila RUS RG Sport	2015	<b>18.45</b> (1)				<b>19.25</b> (1)				-				37.7
				2.85	7.7	7.9	0	4.8	7.1	7.35	0					
2.		TRUSCHENKO Zlata YOUNG TALENTS VIENNA	2015	<b>17.85</b> (3)				<b>17.5</b> (4)				-				35.35
				3.05	7.4	7.4	0	4.6	6.05	6.85	0					
3.		GRIMSHAW Yanna ŠK ŠOG Nitra	2015	<b>17.3</b> (6)				<b>17.6</b> (2)				-				34.9
				1.9	7.85	7.55	0	3.6	6.85	7.15	0					
4.		BOSÁKOVÁ Linda ŠK ŠOG Nitra	2015	<b>16.65</b> (7)				<b>17.55</b> (3)				-				34.2
				1.9	7.3	7.45	0	4	6.85	6.7	0					
5.		GASIMLI Khazra AGF	2015	<b>17.5</b> (4)				-				<b>16.05</b> (1)				33.55
				2.35	7.3	7.85	0					3.4	5.75	6.9	0	
6.		ALON Linda GSR	2015	<b>18.45</b> (2)				-				<b>14.75</b> (2)				33.2
				3.55	7.5	7.4	0					2.9	5.75	6.4	0.3	
7.		HAMBALKOVA Sandra SK SOG Nitra	2015	<b>16.35</b> (8)				<b>16.25</b> (5)				-				32.6
				1.8	7	7.55	0	3.1	6.35	6.8	0					
8.		ČIŽMARIKOVA Zara SK SOG Nitra	2015	<b>17.3</b> (5)				<b>14.85</b> (6)				-				32.15
				2.1	7.4	7.8	0	3.4	5.5	6.85	0.9					
9.		ERSOY Ilayda GALAKSI CSK	2015	<b>16</b> (10)				-				<b>14.3</b> (3)				30.3
				1.5	7.1	7.4	0					2.5	5.7	6.7	0.6	
10.		KOMARNITSKA Angelina KODUSCH SPARTAK	2015	<b>15.55</b> (11)				<b>14.55</b> (7)				-				30.1
				1.75	6.7	7.1	0	2.3	5.9	6.35	0					
11.		GICIR Melisa GALAKSI CSK	2015	<b>16.3</b> (9)				-				<b>13.75</b> (4)				30.05
				1.85	7.15	7.3	0					1.8	5.35	6.6	0	
12.		LUKACHINA Dasha KODUSCH SPARTAK	2015	<b>14.5</b> (13)				<b>13.6</b> (8)				-				28.1
				1.2	6.75	6.55	0	1.3	6	6.3	0					
13.		DORIKEVICH Milana KODUSCH SPARTAK	2015	<b>15.05</b> (12)				<b>12.85</b> (9)				-				27.9
				1.15	6.8	7.1	0	1.4	5.1	6.35	0					
14.		MIHAYLOVA Viktoria KODUSCH SPARTAK	2015	-				<b>0</b> (10)				-				0
								0	0	0	0					
15.		ŽITŇANSKÁ Kristína ŠK ŠOG Nitra	2015	-				<b>0</b> (11)				-				0
								0	0	0	0					

# 2014 A All Around

Rank	Country	Name / Club	Year	□				○				●				Score
				D	E	A	P	D	E	A	P	D	E	A	P	
1.		BARGAGNA Alexandra YOUNG TALENTS VIENNA	2014	19.8 (3)				23.85 (1)				-				43.65
				3.8	8.1	7.9	0	9.3	7.45	7.1	0					
2.		WALKER Anna GSR	2014	19.75 (4)				23.75 (2)				-				43.5
				3.45	8.3	8	0	8.5	8.05	7.2	0					
3.		HVOZDYKOVA Nika GRACIA FAIR SE	2014	19.8 (2)				20.9 (4)				-				40.7
				3.35	8.3	8.15	0	6.6	6.7	7.6	0					
4.		IGYÁRTÓ Barbara Óbuda-Kalász RG TC	2014	20.2 (1)				20.5 (5)				-				40.7
				4.9	7.45	7.85	0	5.7	7.25	7.55	0					
5.		ŠALING Natalia KMG Danubia Bratislava	2014	19.45 (5)				21.25 (3)				-				40.7
				3.35	8.05	8.05	0	6.1	7.85	7.3	0					
6.		BIELIENKA Alina TJSK Prague	2014	19 (6)				20 (6)				-				39
				3.45	7.55	8	0	6.3	6.8	6.9	0					
7.		GABOVDA Sabina TJSK Prague	2014	18.8 (8)				17.3 (10)				-				36.1
				3.35	7.75	7.7	0	4.1	6.45	6.75	0					
8.		BEHBEHANI Talia Kuwait Gymnastics Federation	2014	18.85 (7)				-				16.9 (1)				35.75
				3.25	7.4	8.2	0					4.8	5.85	6.55	0.3	
9.		SOROKINA Anastasiia TJSK Prague	2014	18 (12)				17.5 (8)				-				35.5
				3.15	7.2	7.65	0	4.6	6.05	6.85	0					
10.		KUR Tara ŠK ŠOG Nitra	2014	18.05 (11)				17.4 (9)				-				35.45
				2.6	7.75	7.7	0	4.2	6.15	7.05	0					
11.		KARASOVÁ Maya Ema ŠK ŠOG Nitra	2014	17.5 (15)				17.55 (7)				-				35.05
				2.7	7.3	7.5	0	4	6.75	6.8	0					
12.		CHIKOVA Varvara TJSK Prague	2014	18.4 (9)				16.5 (13)				-				34.9
				3.4	7.25	7.75	0	3	6.3	7.2	0					
13.		MATYSOVÁ Melánia ŠK ŠOG Nitra	2014	17.8 (13)				17 (12)				-				34.8
				2.5	7.55	7.75	0	4.5	6	6.8	0.3					
14.		SZABÓOVÁ Rebeka ŠK ŠOG Nitra	2014	17.65 (14)				17.05 (11)				-				34.7
				2.35	7.75	7.55	0	4.3	6.3	6.75	0.3					
15.		KOLUPAEVA Polina TJSK Prague	2014	18.3 (10)				15.65 (15)				-				33.95
				3.35	7.35	7.6	0	2.3	6.35	7	0					
16.		AKDENIZ Adanaz GALAKSI CSK	2014	16.35 (19)				-				16.7 (2)				33.05
				2.25	6.9	7.2	0					4.1	6.1	6.5	0	
17.		HOLEŠOVÁ Laura ŠK ŠOG Nitra	2014	16.45 (17)				15.7 (14)				-				32.15
				2.05	7.05	7.35	0	3.1	6.25	6.35	0					
18.		HALADEJOVÁ Tajana ŠK ŠOG Nitra	2014	17.3 (16)				14.8 (16)				-				32.1
				2.3	7.6	7.4	0	3.6	5.4	6.4	0.6					
19.		ANANCHENKO Maria KODUSCH SPARTAK	2014	16.4 (18)				14.05 (17)				-				30.45
				2.35	6.7	7.35	0	1.7	6.1	6.25	0					
20.		LUTSO Dasha KODUSCH SPARTAK	2014	14.25 (20)				13.95 (18)				-				28.2
				1.45	6.35	6.45	0	2.4	5.3	6.25	0					
21.		TEPLANOVÁ Nina ŠK ŠOG Nitra	2014	-				0 (19)				-				0
								0	0	0	0					
22.		GRÁFOVÁ Sofia ŠK ŠOG Nitra	2014	-				0 (20)				-				0

## 2013 A All Around










Rank	Country	Name / Club	Year	U				O				●				II				Score				
				D	E	A	P	D	E	A	P	D	E	A	P	D	E	A	P					
1.		TURÓCZI Emma GRACIA FAIR SE	2013	-				22.3 (1)				19.15 (6)				-				41.45				
								7.4	7.45	7.45	0	5.3	6.8	7.05	0									
2.		SHWETS Orina Levski	2013	21.35 (1)				-				19.75 (5)				-				41.1				
				6.5	7.2	7.65	0					7	6.55	7	0.8									
3.		UNGURIÁN Panna Óbuda-Kalász RG TC	2013	-				20.4 (5)				-				20.55 (1)				40.95				
								6.7	6.9	6.8	0					5.8	7.4	7.35	0					
4.		MÁSLO Mia TJSK Prague	2013	20.35 (3)				-				-				20.4 (2)				40.75				
				5.1	7.65	7.6	0									5.8	7.2	7.4	0					
5.		PAVLOVA Viktoria Levski	2013	20.7 (2)				-				19.95 (3)				-				40.65				
				6.3	7.15	7.25	0					5.5	7.2	7.25	0									
6.		TÓTH Szófia GRACIA FAIR SE	2013	-				20.55 (4)				20 (2)				-				40.55				
								5.6	7.4	7.55	0	5.2	7.1	7.7	0									
7.		PAVLOVA Anna TJSK Prague	2013	-				21.45 (3)				-				18 (6)				39.45				
								6.6	7.4	7.45	0					4.8	6.65	6.55	0					
8.		FRIKK Fanni GRACIA FAIR SE	2013	-				21.8 (2)				17.6 (12)				-				39.4				
								6.4	7.75	7.65	0	4.9	6.65	7.25	1.2									
9.		ZUBČÁKOVÁ Eliška SK SOG Nitra	2013	-				-				21.2 (1)				18 (5)				39.2				
												7.1	7	7.1	0	5	6.25	6.75	0					
10.		VNUČKOVÁ Adela KMG Danubia Bratislava	2013	-				19.25 (7)				19.9 (4)				-				39.15				
								4.9	7.2	7.15	0	5.5	7.1	7.3	0									
11.		ERDOĞAN Kimara TSG Söflingen	2013	-				19.6 (6)				-				18.15 (4)				37.75				
								5.8	6.65	7.15	0					5.6	5.85	6.7	0					
12.		PANAIOTOVA Maria Levski	2013	18.85 (5)				-				18.9 (7)				-				37.75				
				4.7	7.1	7.05	0					5.1	6.7	7.1	0									
13.		SKAČANOVA Salome SK SOG Nitra	2013	-				17.5 (8)				-				19.9 (3)				37.4				
								6.1	5.35	6.65	0.6					5.9	7.2	6.8	0					
14.		GANEVA Kaya Levski-Triaditza	2013	18.95 (4)				-				18.45 (9)				-				37.4				
				4.8	6.9	7.25	0					5.3	6.1	7.05	0									
15.		ALQASSAR Raya Kuwait Gymnastics Federation	2013	-				-				18.85 (8)				18 (7)				36.85				
												6.2	6.05	6.6	0	4.5	6.45	7.05	0					
16.		MILKOVA Karina Levski-Triaditza	2013	17.95 (7)				-				18.45 (10)				-				36.4				
				4.3	6.5	7.15	0					4.5	6.95	7	0									
17.		DIVULIT Karolina KMG Danubia Bratislava	2013	-				17.15 (9)				18.05 (11)				-				35.2				
								3.7	6.55	6.9	0	4.1	6.55	7.4	0									
18.		ANTONOVA Elena Levski-Triaditza	2013	18.05 (6)				-				14 (14)				-				32.05				
				4	7	7.05	0					2	5.75	6.85	0.6									
19.		KIVVA Sofiiia TJSK Prague	2013	-				16.45 (10)				15.3 (13)				-				31.75				
								3.1	6.65	6.7	0	2.2	6.5	6.6	0									
20.		HELLEBRANDTOVÁ Linda SK SOG Nitra	2013	-				-				0 (15)				-				0				
												0	0	0	0									

## 2012 A All Around



Rank	Country	Name / Club	Year																	Score
				D	E	A	P	D	E	A	P	D	E	A	P	D	E	A	P	
1.		BALOGHANOVA Maryam AGF	2012	<b>22.4</b> (2)				<b>23.05</b> (1)				-				-				<b>45.45</b>
				7.7	7.3	7.4	0	7.9	7.45	7.7	0									
2.		STOIANOVA Radina Levski	2012	<b>23.45</b> (1)				-				<b>21.85</b> (2)				-				<b>45.3</b>
				8.3	7.5	7.65	0					7.2	7.25	7.4	0					
3.		STANKOVA Andrea Levski	2012	<b>21.8</b> (3)				-				-				<b>21.5</b> (1)				<b>43.3</b>
				7.6	6.9	7.3	0									7.3	7.1	7.1	0	
4.		PETROVA Plamena Levski	2012	-				-				<b>22.85</b> (1)				<b>19.95</b> (2)				<b>42.8</b>
												8.2	7.05	7.6	0	5.7	7.05	7.2	0	
5.		FILIPEKOVA Ema ŠK ŠOG Nitra	2012	-				<b>22.4</b> (2)				-				<b>19.2</b> (6)				<b>41.6</b>
								7.6	7.35	7.45	0					5.7	6.65	6.85	0	
6.		RUMANOVA Lujza AURORA International Sport Club	2012	-				<b>21.45</b> (3)				<b>20.15</b> (3)				-				<b>41.6</b>
								6.8	7.35	7.3	0	5.8	7.2	7.15	0					
7.		SAS Gréta RUS RG Sport	2012	<b>21.6</b> (4)				-				<b>19.6</b> (4)				-				<b>41.2</b>
				6.6	7.4	7.6	0					5.8	6.55	7.25	0					
8.		HULLOVA Lujza ŠK ŠOG Nitra	2012	-				<b>21.3</b> (4)				-				<b>19.4</b> (4)				<b>40.7</b>
								7.3	6.65	7.35	0					5.5	6.95	6.95	0	
9.		KOVACOVA Karolina ŠK ŠOG Nitra	2012	-				<b>19.65</b> (6)				-				<b>19.5</b> (3)				<b>39.15</b>
								6.4	6.05	7.2	0					6.2	6.8	6.5	0	
10.		PALŠOVÁ Ela SK SOG Nitra	2012	<b>19.75</b> (6)				-				<b>18.8</b> (5)				-				<b>38.55</b>
				5.7	7	7.05	0					4.7	7.2	6.9	0					
11.		NEMETHOVA Kristina AURORA International Sport Club	2012	-				<b>20.4</b> (5)				<b>17.8</b> (8)				-				<b>38.2</b>
								5.9	7.05	7.45	0	4.6	6.15	7.05	0					
12.		STOEVA Sofia Levski	2012	<b>18.95</b> (7)				-				-				<b>19.25</b> (5)				<b>38.2</b>
				6.5	5.85	6.6	0									5.2	7	7.05	0	
13.		BIELIENKA Anna TJSK Prague	2012	<b>20</b> (5)				-				<b>17.45</b> (11)				-				<b>37.45</b>
				5.8	7.15	7.05	0					4.3	6.5	6.65	0					
14.		ILNITSKA Mariya KODUSCH SPARTAK	2012	-				<b>18.6</b> (7)				<b>17.7</b> (9)				-				<b>36.3</b>
								5.2	6.6	6.8	0	4.7	6.45	6.55	0					
15.		KOROVINA Sofiiia TJSK Prague	2012	<b>18.5</b> (8)				-				<b>17.6</b> (10)				-				<b>36.1</b>
				4.5	6.9	7.1	0					4.7	6.5	6.4	0					
16.		GERGICS Lujza Óbuda-Kalász RG TC	2012	<b>18.3</b> (9)				-				<b>16.8</b> (12)				-				<b>35.1</b>
				5.1	6.3	6.9	0					4	5.65	7.15	0					
17.		BERETS Sofiya KODUSCH SPARTAK	2012	-				<b>16.8</b> (8)				<b>18.1</b> (7)				-				<b>34.9</b>
								4.7	6	6.1	0	5.1	6.2	6.8	0					
18.		KHILIMOVA Maria AURORA International Sport Club	2012	-				<b>16.2</b> (9)				<b>18.3</b> (6)				-				<b>34.5</b>
								3.5	5.95	6.75	0	4.3	7	7	0					

## 2010 A All Around

Rank	Country	Name / Club	Year																	Score
				D	E	A	P	D	E	A	P	D	E	A	P	D	E	A	P	
1.		ÖTVÖS Laura GRACIA FAIR SE	2010	-				<b>25.7</b> (1)				<b>26.15</b> (1)				-				<b>51.85</b>
								10.1	8	7.6	0	11.1	7.1	7.95	0					
2.		IVANSKA Ivanina Levski	2010	-				<b>23.55</b> (2)				-				<b>23.55</b> (1)				<b>47.1</b>

3.		OCCHIPINTI Carlotta SGM Forza e Coraggio	2010	<b>24.4</b> (1)				-				<b>20.2</b> (7)				-				<b>44.6</b>
				9.6	7.65	7.15	0					8.2	5	7	0					
4.		LAPENKO Anna TSG Söflingen	2010	<b>24.4</b> (2)				-				-				<b>19.55</b> (3)				<b>43.95</b>
				9.2	7.5	7.7	0									6.3	6.1	7.15	0	
5.		BERNEJO Marie RLZ Biel und Region - RG Ittigen	2010	<b>22.5</b> (3)				-				<b>21.05</b> (4)				-				<b>43.55</b>
				8	7.45	7.05	0					7.3	6.55	7.2	0					
6.		BIHÁRYOVÁ Laura KMG Danubia Bratislava	2010	-				<b>20.7</b> (4)				<b>22.8</b> (2)				-				<b>43.5</b>
								7.1	6.8	6.8	0	8	7.4	7.4	0					
7.		SOROKINA Daria Gymnastics Federation of Kyrgyz Republic	2010	-				<b>22.85</b> (3)				<b>20.5</b> (6)				-				<b>43.35</b>
								8.6	7.05	7.2	0	7.4	6	7.1	0					
8.		IVANOVA Alexandra Levski	2010	-				<b>20.3</b> (5)				<b>22.7</b> (3)				-				<b>43</b>
								6	7.15	7.15	0	8.5	7	7.2	0					
9.		BULYGINA Kira AURORA International Sport Club	2010	<b>20.25</b> (5)				-				-				<b>20.6</b> (2)				<b>40.85</b>
				7.6	6.45	6.8	0.6									6.8	6.75	7.05	0	
10.		FRECH Elin RLZ Biel und Region - RG Ittigen	2010	<b>20.95</b> (4)				-				<b>19.45</b> (8)				-				<b>40.4</b>
				6.9	7	7.05	0					6.3	6.4	6.75	0					
11.		TSEGELNIKOVA Yelyzaveta TJSK Prague	2010	<b>19.25</b> (6)				-				<b>20.6</b> (5)				-				<b>39.85</b>
				5.5	6.65	7.1	0					6.9	6.65	7.05	0					

## 2010 A Pre-Junior All Around

Rank	Country	Name / Club	Year	○				●				Score
				D	E	A	P	D	E	A	P	
1.		BUGYI Ariella Zoé GRACIA FAIR SE	2010	<b>23.85</b> (1)				<b>22.9</b> (1)				<b>46.75</b>
				9.4	6.95	7.5	0	8.4	6.8	7.7	0	
2.		VARGA Veronika GRACIA FAIR SE	2010	<b>21.45</b> (2)				<b>19.95</b> (2)				<b>41.4</b>
				6.5	7.3	7.65	0	6.2	6.2	7.55	0	